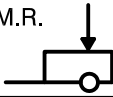


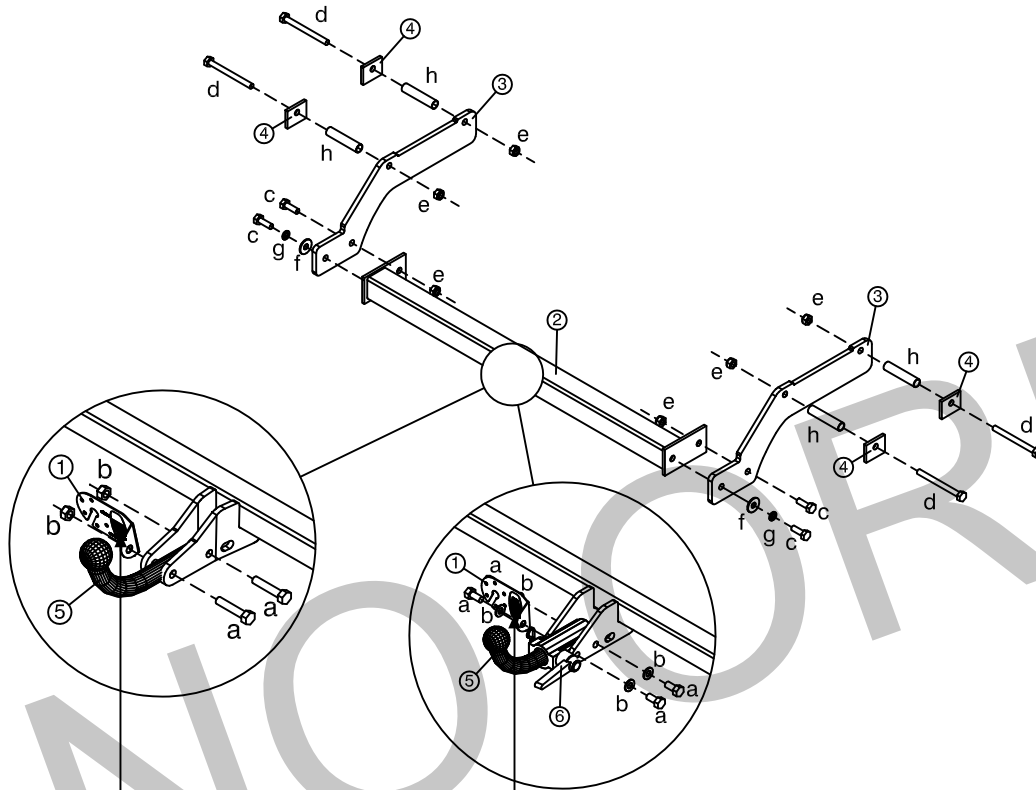


FORD MONDEO	Nº de homologación Official approval number Prüfung Nr. Nº d'homologation
------------------------	--

M.M.R. 	S 	D 
1.500 kg.	75 kg.	8,17 kN

Par de apriete para los tornillos Tightening torque for bolts Schrauben Drehmoment Couple de serrage pour vis						
mm	6	8	10	12	14	16
Nm	10	25	55	85	135	200

Enganche homologado según Directiva 94/20 CE.
 Hitch officially approved in accordance with Directive 94/20 CE.
 Geprüfte Kupplung gemäß Kennzeichen 94/20 CE.
 Crochet homologué selon la Directive 94/20 CE.



lafuente

e9 | 00*2593

TIPO EE0121

CLASE A-50X

D | 8,17 kN

S | 75 kg

Made by LAFUENTE (SPAIN)
 Tlf. (+34) 952 625 840
 www.lafuente.eu

lafuente

e9 | 00*2594













TIPO EE1121

CLASE A-50X

D | 8,17 kN

S | 75 kg

Made by LAFUENTE (SPAIN)
 Tlf. (+34) 952 625 840
 www.lafuente.eu

ELEMENTOS DE UNIÓN / CONNECTION COMPONENTS DAZUGEHÖRENENDEN TEILEN / ÉLÉMENTS DE RACCORD			BOLA / BALL / KUGEL / BOULE	VEHÍCULO / VEHICLE FAHRZEUG / VÉHICULE	
					
a		2 x M12x65 DIN 931	8.8	c  4 x M10x30 DIN 933	8.8
b		2 x M12 DIN 985	8	d  4 x M10x110 DIN 931	8.8
				e  6 x M10 DIN 985	8
				f  2 x M10 DIN 125	-
				g  2 x M10 DIN 6798	-
a		4 x M12x25 DIN 933	8.8	h  4 x Ø 17 L=80mm	-
b		4 x M12 DIN 125	-		


Este documento debe ser presentado en la I.T.V. junto con el certificado de montaje.
 HNOS.SÁNCHEZ-LAFUENTE,S.A. no asume ningún tipo de responsabilidad por daños causados por usos inadecuados.



EE0121



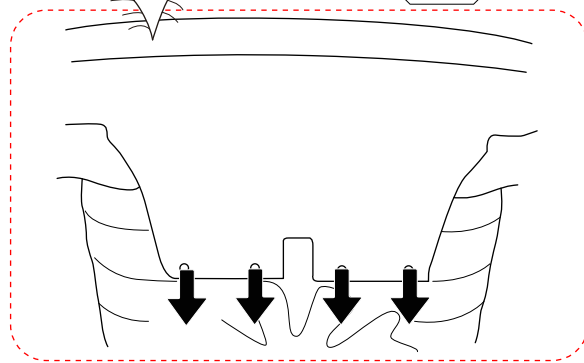
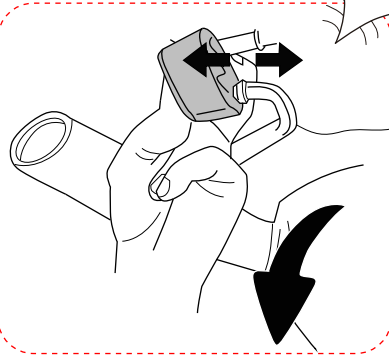
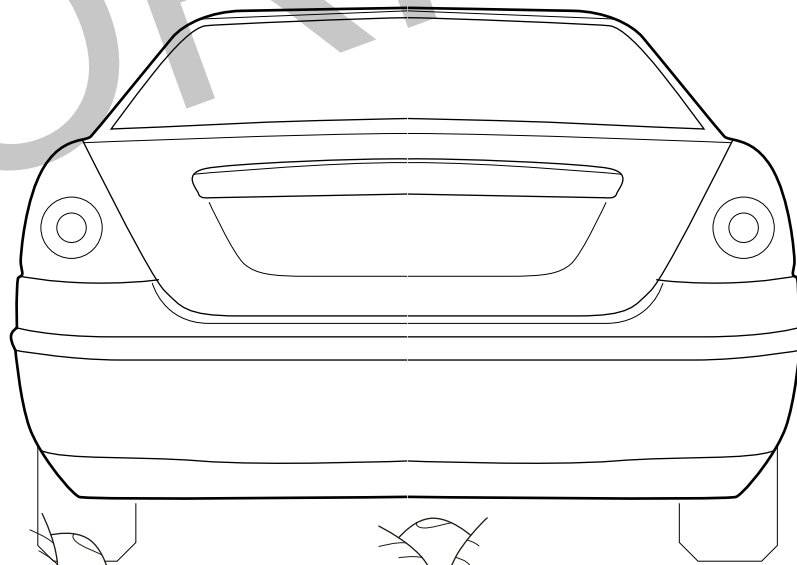
EE1121



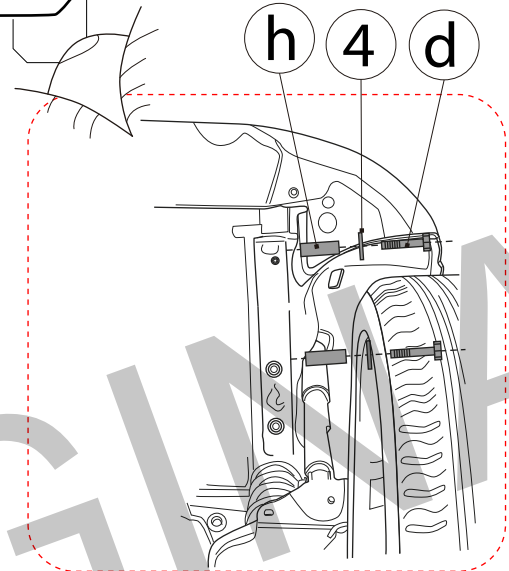
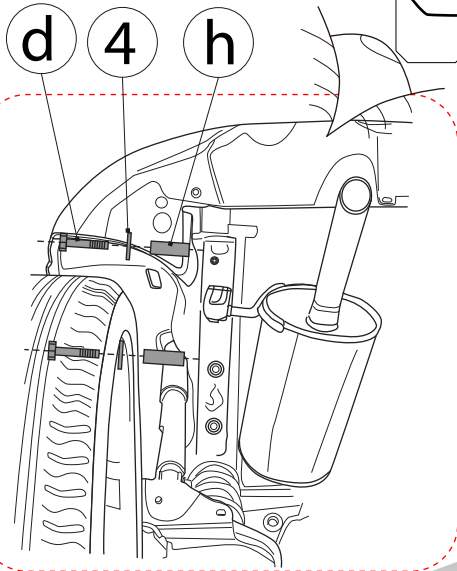
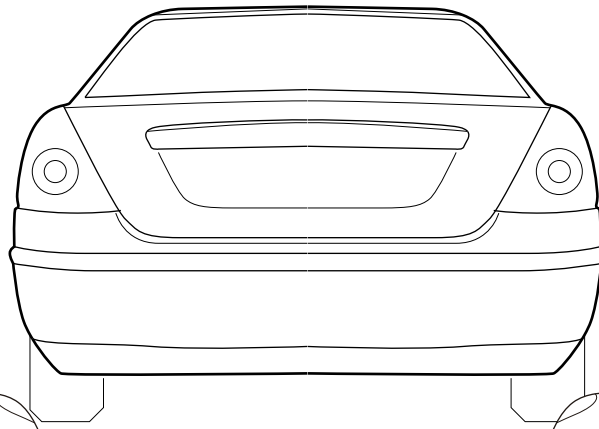
FORD MONDEO

Instrucciones de montaje - Installation instructions - Notice de montage - Montage- og driftsvejledning

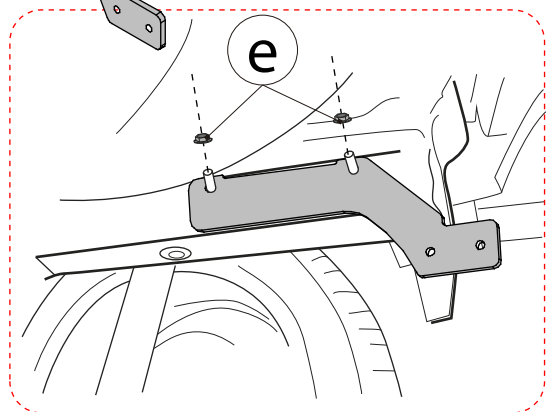
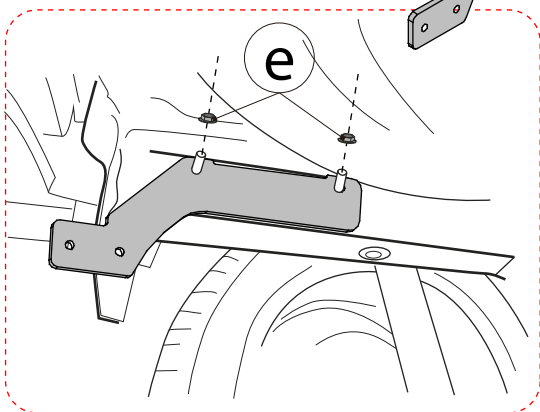
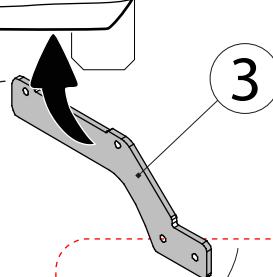
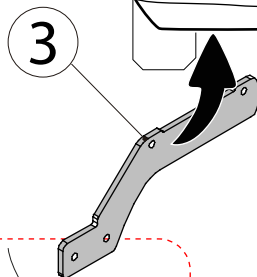

1



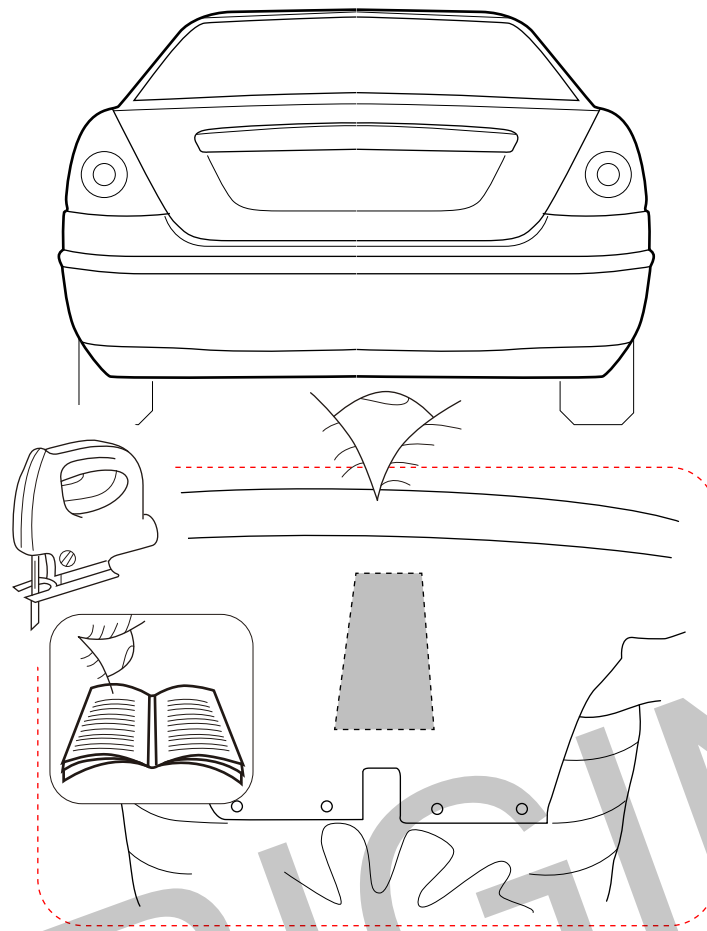
2



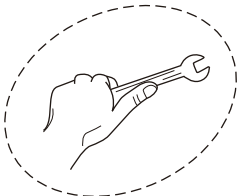
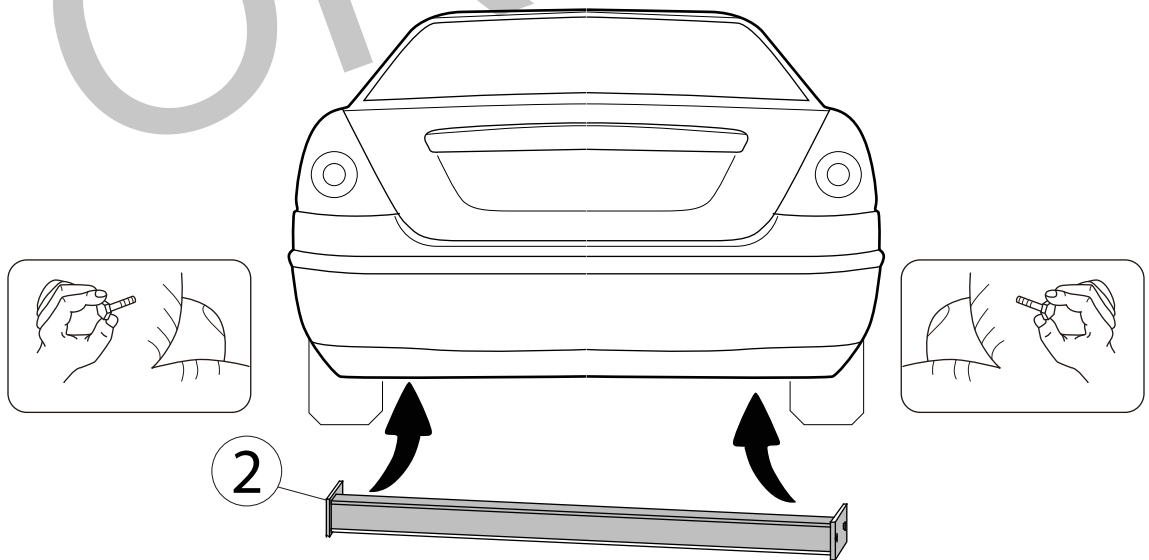
3




4

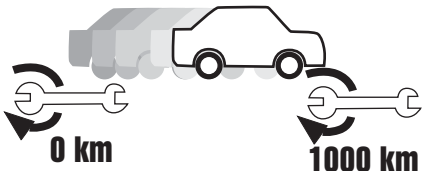
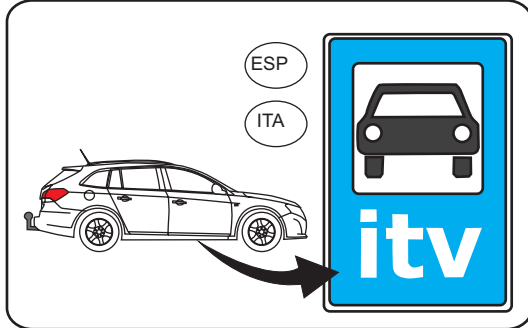
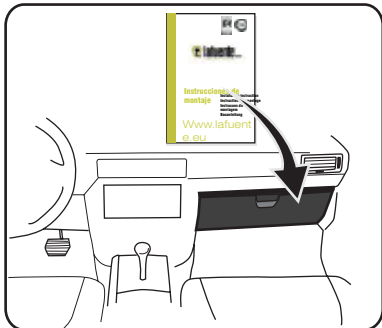
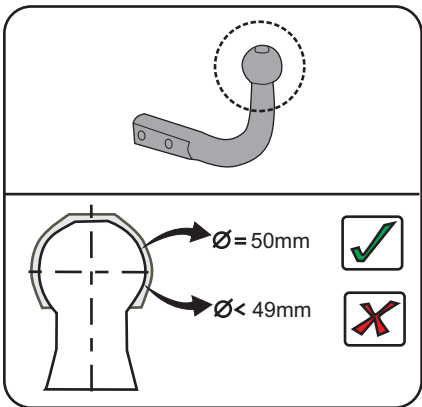

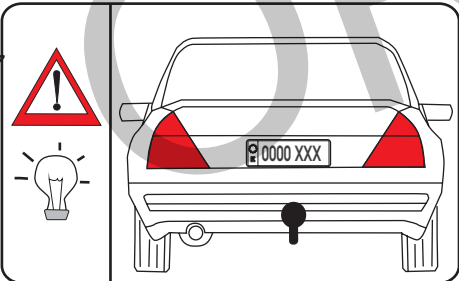
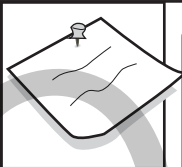
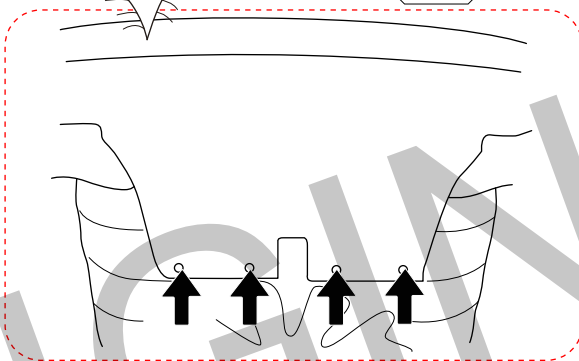
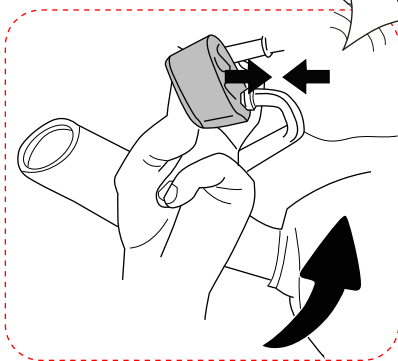
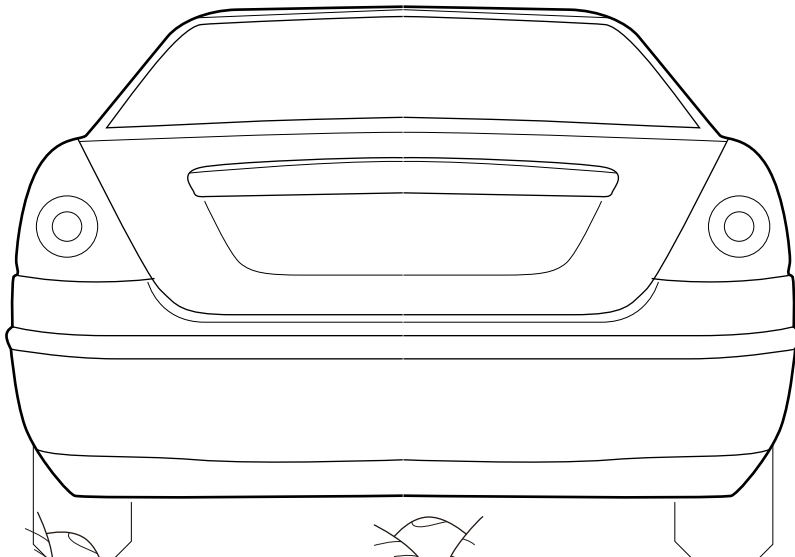


5

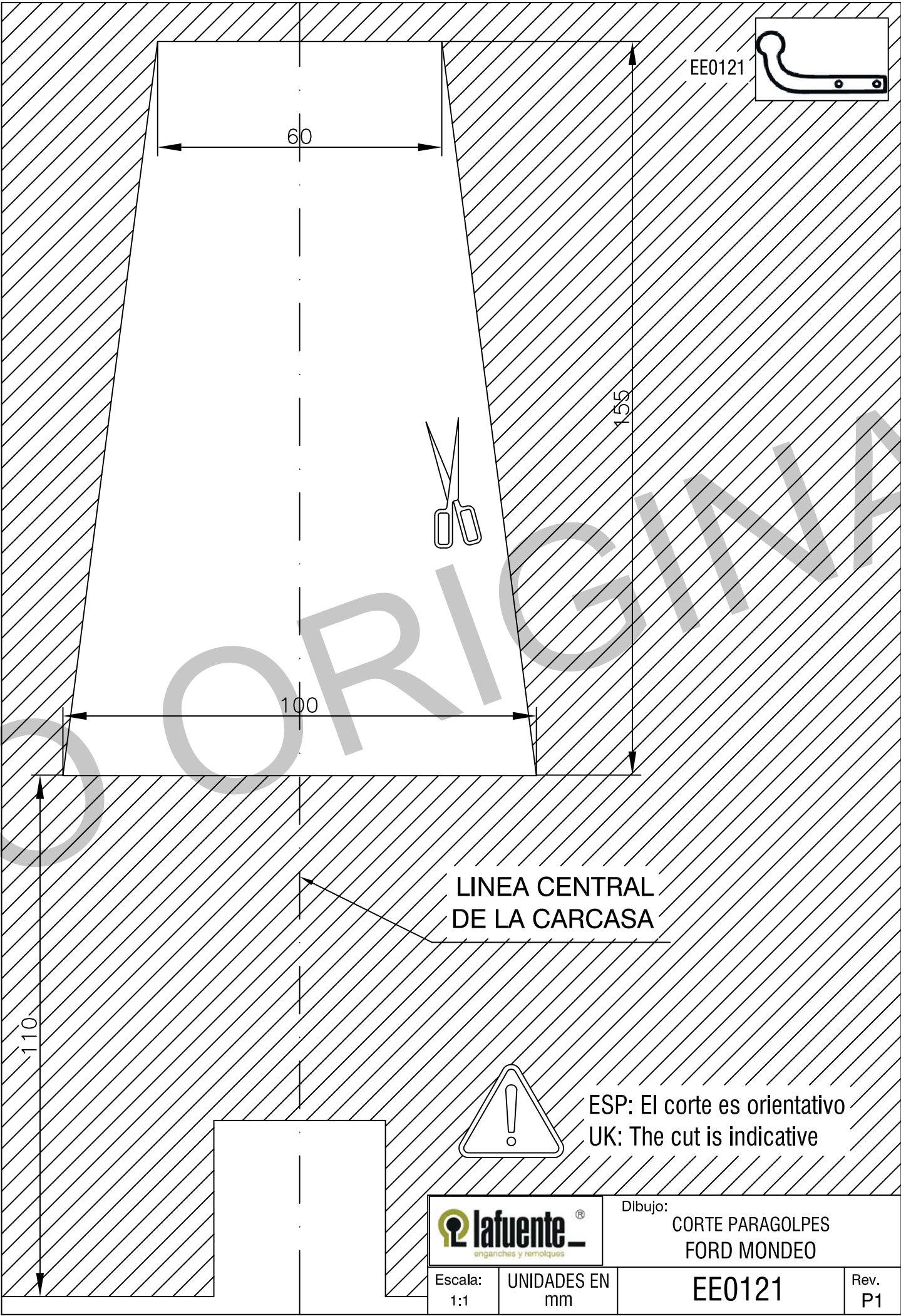


	M6	M8	M10	M12	M14	M16
8.8	10,4Nm	25,0Nm	51,0Nm	87,0Nm	140,0Nm	215,0Nm
10.9	15,5Nm	37,0Nm	75,0Nm	130,0Nm	205,0Nm	310,0Nm
12.9	18,0Nm	43,0Nm	87,0Nm	150,0Nm	240,0Nm	370,0Nm

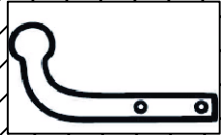
6



	M6	M8	M10	M12	M14	M16
8.8	10,4Nm	25,0Nm	51,0Nm	87,0Nm	140,0Nm	215,0Nm
10.9	15,5Nm	37,0Nm	75,0Nm	130,0Nm	205,0Nm	310,0Nm
12.9	18,0Nm	43,0Nm	87,0Nm	150,0Nm	240,0Nm	370,0Nm



EE0121



60

155


100

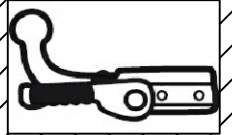
110

LINEA CENTRAL DE LA CARCASA



ESP: El corte es orientativo
UK: The cut is indicative

		Dibujo: CORTE PARAGOLPES FORD MONDEO	
Escala: 1:1	UNIDADES EN mm	EE0121	Rev. P1



EE1121

90

140



55

LINEA CENTRAL
DE LA CARCASA



ESP: El corte es orientativo
UK: The cut is indicative



Dibujo:
CORTE PARAGOLPES
FORD MONDEO

Escala:
1:1

UNIDADES EN
mm

EE1121

Rev.
P1